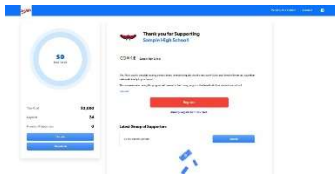
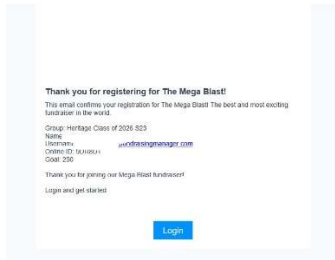


Ultimate Raise Instructions Quick Guide

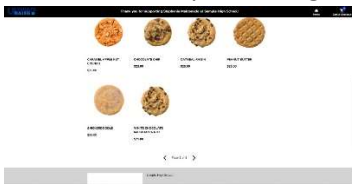
Your group will be given the QR code, custom web address and the link to the general seller.
Click on Register.



You will receive a custom ordering code.



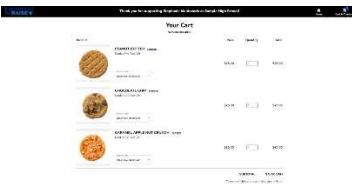
Click on Shop Now and then it images you are interested in purchasing.



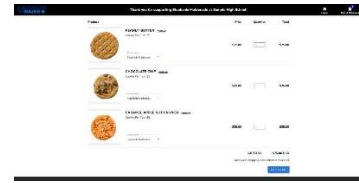
The product will appear and you can add the item to your cart.



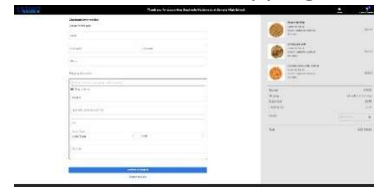
Add all the flavors you would like to purchase to the cart.



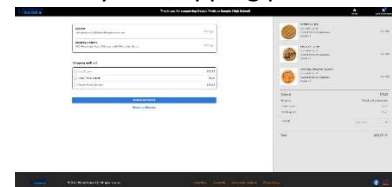
When your cart is complete scroll down and click on the blue checkout button.



On the check out screen enter your name and the information on where you want the order shipped. Click on the Continue to Shipping button.



Click your shipping provider.



At the payment screen choose your billing address or enter a new billing address for the credit card you will be using and enter your credit card number



You will receive a confirmation screen and an email confirmation. Orders will ship within 21 days of the close of the fundraiser.

